

Hy-Lok P Series

Plug Valves



Catalog No. H-P100
Nov. 2013

Rugged Body

- is machined from bar stock

Handle with Arrow

- indicates flow direction.
- allows quick operation with 1/4 turn.
- requires minimum torque.
- is available in Black(standard) and colored nylon(option).

Variety of End Connections

- include Hy-Lok tube fittings, Male & Female ISO threads, Male & Female NPT.

Stainless Steel Retaining Ring

- installed in both top & bottom.
- prevents plug blow out.

PTFE Coated Viton Seal

- is used for maximum service life.
- is replaceable.

PTFE Coated Plug

- is replaceable.
- has throttling function.

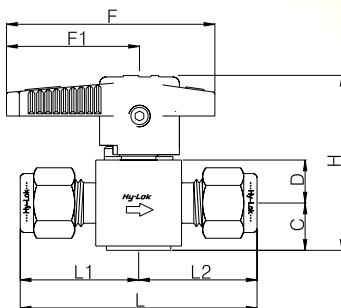
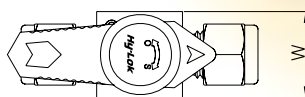
Orifice for Cv 1.4 to 7.0

- is maximized for minimum pressure drop.

Features

- **Pressure rating** up to 3000psig(206 bar) @70°F(21°C)
- **Temperature rating** from -10°F to 400°F(-23°C to 204°C) with PTFE coated Viton Seal
- **Small and compact design**
- **Easy maintenance and cleaning**
- **Sizes** available up to 1/2" tube and pipe
- **Body materials** available in 316 stainless steel and brass
- **100% factory tested**

Table of Dimensions



Series	Basic Part No.	Plug Orifice in (mm)	Cv	End Connection Inlet / Outlet	Dimensions									
					L	L ₁	L ₂	C	D	H	F	F ₁	W	
P1V	H - 2T	0.172 (4.4)	0.2	1/8 Hy-Lok	50.6	25.3	25.3	12.5	10	41.5	47	30	20	
	M - 2N			39.4	19.7	19.7								
	F - 2N			45.2	22.6	22.6								
	H - 4T	1.4	1/4 Hy-Lok	55.2	27.6	27.6								
	MH- 4N4T		1/4 Male NPT / 1/4 Hy-Lok	51.8	24.2	27.6								
	M - 4N	0.9	1/4 Male NPT	48.4	24.2	24.2								
	F - 4N		1/4 Female NPT	53.0	26.5	26.5								
	F - 4R		1/4 Female ISO Tapered	56.0	28.0	28.0								
	MF- 4N	1/4 Male / 1/4 Female NPT	50.7	24.2	26.5									
	H - 6M	1.4	6mm Hy-Lok	55.4	27.7	27.7								
P2V	F - 4N	0.281 (7.2)	3.6	1/4 Female NPT	60.4	30.2	30.2	17.5	15	57.5	64	39	30	
	H - 6T			7.0	3/8 Hy-Lok	68.4	34.2							34.2
	H - 8T			4.0	1/2 Hy-Lok	74.0	37.0							37.0
	M - 8N	2.3	1/2 Male NPT	68.2	34.1	34.1								
	F - 8N		1/2 Female NPT	73.2	36.6	36.6								
	F - 8R	1/2 Female ISO Tapered	79.8	39.9	39.9									
	H - 10M	5.7	10mm Hy-Lok	68.6	34.3	34.3								
	H - 12M	4.3	12mm Hy-Lok	74.2	37.1	37.1								

All dimensions in millimeters. Dimensions shown with Hy-Lok nuts in finger-tight position, where applicable.



HY-LOK CORPORATION



Plug Valves

P Series

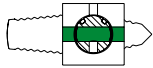
Material of Construction

Description	Material/ASTM Specification	
	Handle	316 Stainless Steel
Pin	Black Nylon Standard	
Retaining Ring	Stainless Steel	
Plug	TP 316 / A479	Brass
	with PTFE Coated	
O-ring	FKM Standard	
Body	TP 316 / A479	Brass

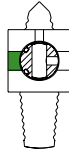
Pressure / Temperature Rating

Series	Materials	Pressure Rating @70°F(21°C)	Temperature Rating
P1V	SS316 & Brass	3000 psig (206 bar)	-10°F to 400°F (-23°C to 204°C) with PTFE coated Viton Seal.
P2V	SS316	3000 psig (206 bar)	
	Brass	2000 psig (137 bar)	

Downstream Vent



Open Condition



Closed & Vent Condition

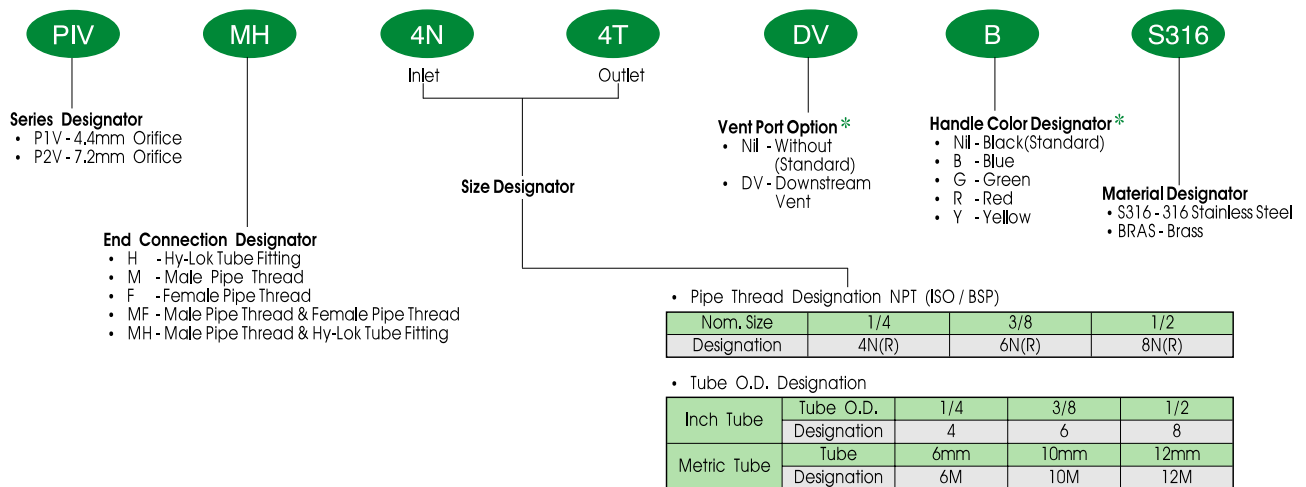
Testing

Every Valve is factory tested for shut off at 600psig(41 bar)

Flow Rate

Ordering Number		Cv	Pressure drop Atmosphere(Δp)psi						Ordering Number		Cv	Pressure drop Atmosphere(Δp)psi					
			Air std ft ³ /min. @70°F(21°C)			Water U.S. gal/min. @70°F(21°C)						Air std ft ³ /min. @70°F(21°C)			Water U.S. gal/min. @70°F(21°C)		
Series	Part. No.		10	50	100	10	50	100	Series	Part. No.		10	50	100	10	50	100
P1V	H - 2T	0.2	2.26	6.00	10.64	0.63	1.41	2.00	P2V	F - 4N	3.6	40.68	108.03	191.51	11.38	25.46	36.00
	M - 2N	1.0	11.30	30.01	53.20	3.16	7.07	10.00		H - 6T	7.0	79.09	210.6	372.39	22.14	49.50	70.00
	F - 2N		11.30	30.01	53.20	3.16	7.07	10.00		H - 8T	4.0	45.20	120.03	212.79	12.65	28.28	40.00
	H - 4T	1.4	15.82	42.01	74.48	4.43	9.90	14.00		M - 8N	2.3	25.99	69.02	122.36	7.27	16.26	23.00
	MH- 4N4T		15.82	42.01	74.48	4.43	9.90	14.00		F - 8N		25.99	69.02	122.36	7.27	16.26	23.00
	M - 4N	0.9	10.17	27.01	47.88	2.85	6.36	9.00		F - 8R	25.99	69.02	122.36	7.27	16.26	23.00	
	F - 4N		10.17	27.01	47.88	2.85	6.36	9.00		H -10M	5.7	64.40	171.06	303.23	18.02	40.31	57.00
	F - 4R		10.17	27.01	47.88	2.85	6.36	9.00		H -12M	4.3	48.59	129.03	228.75	13.60	30.41	43.00
	MF - 4N		10.17	27.01	47.88	2.85	6.36	9.00									
	H - 6M	1.4	25.99	69.02	122.36	7.27	16.26	23.00									

Ordering Information



NOTE *: No designator is required for standard. e.g. P1V-4T-S316